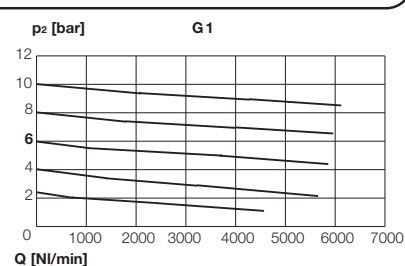
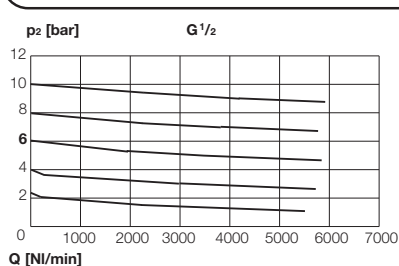
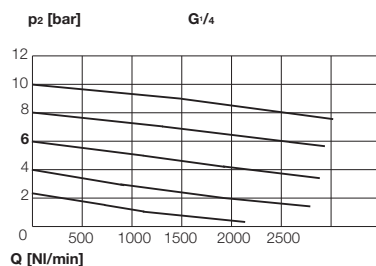


Dimensions [mm]

Size Port	I G ^{1/8} *, G ^{1/4}	II G ^{3/8} *, G ^{1/2}	III G ^{3/4} *, G ¹
A	40	62	70
B**	120	160	215
C	40	62	70
D	46 40	70 62	82 70
E	25	34	35
F	20	31	35
G**	150	210	265

** internal-automatic drain valve (I) +40 mm
 internal-automatic drain valve (II + III) +10 mm
 semi-automatic drain valve +10 mm
 external-automatic drain valve A +90 mm
 external-automatic drain valve B +75 mm

Rates of flow



Compressed air filter in modular design for cleansing the compressed air of humidity (by means of cycloning) and solid particles. Can be flanged on either side for additional airvision equipment. Port sizes G^{1/8} to G¹.

Technical Data

	I	II	III
Nominal rates of flow***	1170 Nl/min	3500 Nl/min	3750 Nl/min
Max. operating pressure		16 bar / 25 bar	
plastic bowl / metal bowl			
Operating temperature		0 °C to +50 °C / 0 °C to +80 °C	
plastic bowl / metal bowl			
Effective bowl volume			
plastic bowl / metal bowl	10 cm ³ / 25 cm ³	25 cm ³ / 60 cm ³	25 cm ³ / 60 cm ³
Mounting position		vertical	
Direction of flow		arrow	
Nominal width	DN6	DN15	DN20
Nominal pressure (housing)		PN25	
Weight	230 g	560 g	870 g
Material			
Seals		NBR	
Housing	zinc alloy	zinc alloy	aluminum
Filter element		polyethylene	
Plastic bowl		polycarbonate	

*** measured at p₁=6 bar and Δp=1 bar

special option - how to order:

x445.xx x

S	bowl protection (order no. see page 7)		
	M metal bowl		
Size I	1 - G ^{1/8}	Size II	5 - G ^{3/8}
	2 - G ^{1/4}	6 - G ^{1/2}	Size III
2	manually-operated drain valve		
	3 internal-automatic drain valve (1-12 bar)		
5	semi-automatic drain valve (0,5-25 bar)		
	6 external-automatic drain valve A (4-16 bar)		
7	external-automatic drain valve B (1-12 bar)		
	7 - Size III		

Filters with plastic bowl and manually-operated drain valve

Size	G ^{1/8}	G ^{1/4}	G ^{3/8}	G ^{1/2}	G ^{3/4}	G ¹
I	445.21*	445.22	-	-	-	-
II	-	-	445.25*	445.26	-	-
III	-	-	-	-	7445.28*	7445.29

Main spare parts

	I	II	III
Plastic bowl with seal and manually-operated drain valve	443-12	443-55	419-65
semi-automatic drain valve	443-42	443-57	419-70
external-automatic drain valve A (16 bar)	443-43	443-59	419-71
external-automatic drain valve B (12 bar)	443-111	443-112	419-93
Plastic bowl with seal and internal-automatic drain valve	419-78	419-79	419-79
Metal bowl (long bowl) with seal and manually-operated drain valve	419-52	419-57	419-57
Filter element			
40 μm filter mesh (mounted)	443-32	443-69	443-69
5 μm filter mesh (reduced flow rate)	443-167	-	-

Drain valves, see chapter 7